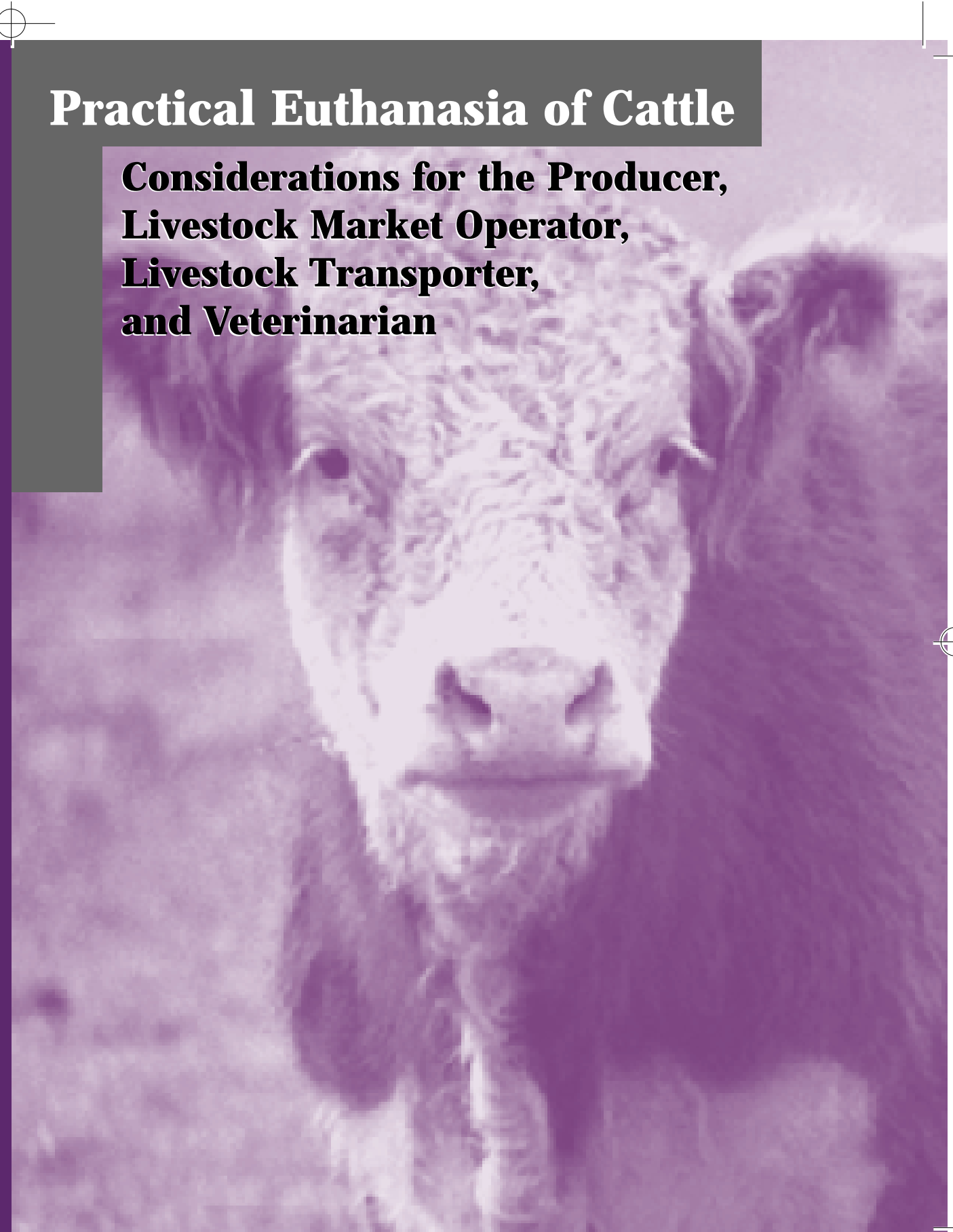


Practical Euthanasia of Cattle

**Considerations for the Producer,
Livestock Market Operator,
Livestock Transporter,
and Veterinarian**



Materials in this brochure were prepared by the Animal Welfare Committee of the American Association of Bovine Practitioners.



Euthanasia is defined as "the intentional causing of a painless and easy death to a patient suffering from an incurable or painful disease."

Webster's II University Dictionary, 1996



Most individuals who work with large domesticated livestock will encounter situations where an animal is unlikely to respond favorably to treatment. The likelihood of treatment failure, the potential for animal suffering and the presence of drug residues are considerations that can make euthanasia of an animal the best available option. This pamphlet is designed to aid producers, livestock market operators, animal transporters and veterinarians in making the appropriate decisions regarding euthanasia of cattle.

Individuals who work with livestock should read this pamphlet, discuss euthanasia options with a veterinarian and determine an action plan for livestock encountered in these situations. This action plan should be reviewed annually.

Euthanasia requires that the animal be rendered unconscious without distress or suffering prior to cessation of vital life functions. There are three physiological mechanisms for inducing euthanasia in cattle. Although several techniques exist for inducing euthanasia, all techniques will fall into one of the following categories:

- Physical disruption of brain activity caused by direct destruction of brain tissue (gunshot, penetrating captive bolt).
- Drugs that directly depress the central nervous system (anesthetics, barbiturates) and induce death by hypoxia.
- Agents that induce unconsciousness followed by mechanisms that induce hypoxia (narcotics followed by exsanguination).

Some Indications for Euthanasia

- Fractured leg (irreparable); severe trauma
- Loss of production and quality of life (severe mastitis, etc.)
- Inability to stand or walk (disabled livestock)
- Diagnostic (eg. potential for human disease, such as rabies)



- Advanced ocular neoplasia (cancer eye)
- Debilitating or toxic condition
- Cost of treatment prohibitive and poor prognosis
- Extended withdrawal time for sale of meat and poor prognosis



Advanced ocular neoplasia

Decision Making

Actions involving debilitated, disabled, or injured cattle may fall into the following categories: treatment, slaughter, and euthanasia. Criteria to be considered in decision making should include:

- 1) Pain and distress of the animal
- 2) Likelihood of recovery
- 3) Ability to get to feed and water
- 4) Medications used on the animal
- 5) Drug withdrawal time
- 6) Economics
- 7) Condemnation potential
- 8) Diagnostic information

Considerations

When euthanasia is the most appropriate option, the following considerations must be made when choosing a method:

- 1) **Human Safety:** The first consideration in the choice of euthanasia method is human safety. Obviously, the use of a firearm carries some danger. Some methods, such as a barbiturate overdose, usually result in a calm animal being euthanized quietly and easily.
- 2) **Animal Welfare:** Any euthanasia method utilized should produce a quick and painless death. However, certain environments and animal behaviors may prevent the use of a more desired technique. Use the technique that is safest for humans and animals alike.
- 3) **Restraint:** Availability of cattle chutes or other forms of restraint may make certain forms of euthanasia more practical than others. For example, it may not be possible to euthanize an adult cow using barbiturates without proper head restraint. Several methods, such as use of the captive bolt or gunshot, necessitate appropriate restraint capabilities and training. In all cases, firm but gentle restraint should be exercised.
- 4) **Practicality:** An appropriate euthanasia technique must also be practical to use. Not all individuals working with cattle have legal access to drugs, such as barbiturates.

Barbiturates require a federal license to store and use.

5) Skill: Some techniques, such as use of the captive bolt, require some skill and training to accomplish correctly. Designated individuals should be appropriately trained in proper euthanasia techniques wherever cattle are kept.

6) Cost: Some euthanasia techniques are more costly than others. However, other techniques (such as gunshot or captive bolt) require a larger initial investment, but continued use is very inexpensive.

7) Aesthetics: Certain euthanasia techniques, such as use of a barbiturate overdose, may 'appear' more pleasing to the untrained eye than other techniques. Many techniques result in significant involuntary movements of the animal which may be misinterpreted as a voluntary painful response to those inexperienced in bovine euthanasia. Trained individuals should know how the animal responds to different euthanasia techniques.

8) Diagnostics: When tissues from a euthanized animal are to be sent to a laboratory for testing, the euthanasia method may be critical (such as avoiding damage to brain tissue in cases with rabies potential.)

Table of Bovine Methods

Method	Human Safety Risk	Skill Required	Cost	Aesthetic Concerns
Gunshot	High	Moderate*	Low	Moderate: some blood and motion
Captive Bolt	Moderate	Moderate*	Low	Moderate: some blood and motion
Barbiturate Overdose	Low	Moderate*	Moderate	Low
Exsanguination	Moderate	Moderate*	Low	High
Electrocution	High	Moderate*	High: Equipment	High

* Moderate-Operator training required.

Details of Table

1) Gunshot: The firearm should be held 2-10 inches from the intended point of impact, and the bullet should be directed perpendicular to the front of the skull to prevent ricochet. The point of entry should be at the intersection of two imaginary lines, each drawn from the inside corner of the eye to the base of the opposite horn (slightly above the ear in polled animals).

A .22 caliber long rifle bullet is sufficient for most animals, but a .22 magnum or 9mm round should be used on bulls. Use of a hollow-point or soft-nose bullet increases tissue destruction. If performed skillfully, gunshot induces instantaneous unconsciousness, is inexpensive and does not require close contact with the animal.

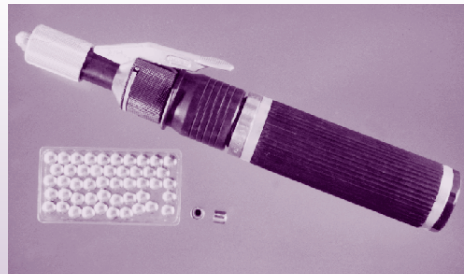
This method should only be attempted by individuals trained in the use of firearms and who understand the potential for ricochet. Care must be taken to minimize danger to the operator, to bystanders, and to other animals. In addition, since some cities have laws prohibiting the discharge of firearms in certain areas, the operator should be aware of local ordinances that may apply.

2) Captive Bolt: Captive bolt "guns" are either penetrating or non-penetrating. Penetrating captive bolt guns are meant to produce immediate brain tissue destruction. Both types (penetrating and non-penetrating) will consistently cause stunning of an animal. A stunned animal will "drop" but will still exhibit respiration and sudden quick limb movements. An additional procedure (exsanguination, chemical agents) **MUST** be used to insure death after the use of the non-penetrating captive bolt and is **RECOMMENDED** after use of the penetrating captive bolt.

The captive bolt gun must be placed firmly against the skull at the same entry point previously described for a gunshot. Since use of the captive bolt gun requires close proximity to the animal, good restraint and prior sedation or tranquilization may be required. Operator safety must be considered in the use of this technique.

Maintenance and cleaning of the captive bolt gun as described by the manufacturer must be followed exactly. In addition, selection of cartridge strength may vary among manufacturers and the appropriate strength for the size of the animal must be used.

3) Barbiturate: When properly administered by the intravenous route, barbiturate overdose (60-80 mg/kg sodium pentobarbital IV) produces rapid unconsciousness and anesthesia followed by respiratory depression, hypoxia, and cardiac arrest. The barbiturate selected should be potent, long acting, and stable in solution. Tissue residues of the barbiturate can be high. Care should be exercised to limit access of scavengers to the carcass.



Captive Bolt Device and Charges

4) Exsanguination: This method can be used to ensure death subsequent to stunning, anesthesia, or unconsciousness. It must not be used as the sole method for euthanasia.

There are several methods for exsanguination. The most common method in the bovine is to lacerate one or both carotid arteries. A long 6 inch sharp knife is fully inserted behind the point of jaw, just below the neck bones, and directed downwards until blood is freely flowing. Brachial vasculature can be lacerated by lifting a fore limb,

inserting the knife deeply at the point of the elbow and cutting skin and vasculature until the limb can be laid back against the thorax of the animal. The aorta can be transected via the rectum, by a trained individual, so that blood pools within the abdominal cavity.

5) Electrocutation: This method should only be attempted using specialized slaughter plant equipment that applies a minimum of 2.5 amp across the brain. A 120 volt electrical cord does not apply sufficient amperage to induce unconsciousness.

Electrocutation does involve current as well as violent involuntary reactions by the animals. Therefore, this method does involve some danger to the operator.

Confirmation of Death

Confirmation of death is absolutely critical regardless of what method of euthanasia is chosen. Keep personal safety in mind when confirming death because animals can make sudden involuntary limb movements.

The following can be used to evaluate consciousness:

- Lack of a heartbeat.
- Lack of respiration.
- Lack of corneal reflex.

The presence of a heartbeat can be best evaluated with a stethoscope placed under the left elbow. Movement of the chest indicates respiration. (Note: breathing can be very slow and erratic in unconscious animals.) The corneal reflex can be tested by touching the eyeball and noting whether the animal blinks. A lack of heartbeat and respiration for more than five minutes should be used to confirm death.

Euthanasia of Calves and Bulls

Calves and bulls require special consideration in selecting the proper method of euthanasia. Ethical considerations do not change for the calf because it is small or more easily handled. Calves can easily be euthanized with a penetrating captive bolt gun. Barbiturate overdosing also works well, but legal restrictions must be followed.

Bulls require special considerations because of their size, attitude and physical thickness of their skull. Operator safety is of primary concern in euthanasia of bulls, and for certain techniques, proper restraint is critical. Bulls may be euthanized with specialized heavy duty captive bolt guns, firearms using a 9mm shot, or by barbiturate overdose.

Unacceptable Methods of Bovine Euthanasia

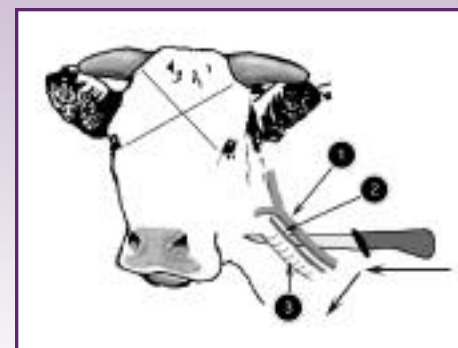
Ethical and humane standards of euthanasia **DO NOT** permit the following methods of euthanasia in the bovine:

- 1) Manually applied blunt trauma to the head.
- 2) Injection of chemical agents into conscious animals (e.g. disinfectants, electrolytes such as KCl and MgSO₄, non-anesthetic pharmaceutical agents).
- 3) Air embolism (e.g. injection of large amount of air into the vasculature).
- 4) Electrocutation with a 120 volt electrical cord.

Conclusions

Personnel at sites that routinely handle animals should at all times have the ability and facilities to carry out emergency euthanasia. Penetrating captive bolt and gunshot are the only two methods available to non-veterinarians for emergency euthanasia. Animal transporters should also be appropriately trained and should have phone numbers to contact appropriate personnel in case of an emergency.

Market and sale yards should have a written procedure to follow in case of emergency and should have personnel trained in emergency euthanasia during all shifts. When practical, choose a location where the carcass can be easily reached by removal equipment. An action plan for routine and emergency euthanasia should be developed and followed wherever animals are handled.



Location for exsanguination and correct site for captive bolt or gunshot euthanasia of cattle. The point of entry of the captive bolt or bullet should be at the intersection of two lines drawn from the inside border of the eye to the base of the opposite horn (slightly above the opposite ear in polled animals). Exsanguination should be done using a pointed, very sharp knife, with at least a 6-inch rigid blade. The knife is thrust into the neck just below the neck bones and drawn downward to sever the jugular vein, carotid artery and trachea: (1) external jugular vein; (2) common carotid artery; (3) trachea.